

"FLEXI-Series" investment-linked insurance plans (including FLEXI-Annuity Investment Plan, FLEXI-Education InvestPlan and FLEXI-Invest Insurance Plan) are not available to new policy application  
「招財進保/新一代系列」投資相連壽險計劃（包括新一代年金投資計劃、新一代教育基金投資計劃及招財進保投資萬用壽險計劃）不接受新保單投保申請



## FLEXI-Series Investment-linked Insurance Plans Investment Performance Report 「招財進保/新一代系列」投資相連壽險計劃 - 投資表現報告

### Important Information 重要資料

- The below investment choices are under the "FLEXI-Series" investment-linked insurance plans ("FLEXI-Series"). These investment-linked insurance plans issued by YF Life Insurance International Ltd. ("The Company") are life insurance policies. Your investments are subject to the Company's credit risk.  
以下為「招財進保/新一代系列」投資相連壽險計劃(「招財進保/新一代系列」)的投資選擇。上述投資相連壽險計劃乃由萬通保險國際有限公司("本公司")簽發的壽險保單，而閣下的投資需承受本公司的信貸風險。
- All premiums you pay towards your policy will become part of the assets of the Company. You do not have any rights or ownerships over any of these assets. Your recourse is against the Company only.  
閣下就保單支付的所有供款，均會成為本公司資產的一部份。閣下並沒有該等資產的任何權益或擁有權。如追討賠償，閣下只可向本公司追索。
- Early surrender, withdrawal and/or reduction of the yearly premium/basic sum insured (if applicable) may result in a significant loss of the principal and the bonuses awarded. Poor performance of the underlying funds may further magnify your investment losses, while all charges are still deductible (if any).  
提早退保、提取款項及/或減低每年保費/基本投保額(如適用)，或會令本金及獲派發的獎賞蒙受重大損失。如相關基金表現欠佳，則投資虧損或會進一步擴大，而一切收費仍會被扣除。
- The investment choices available under the "FLEXI-Series" can have very different features and risk profiles. Some may be of high risk.  
「招財進保/新一代系列」提供的投資選擇各有不同的特點及風險程度，部分選擇可能屬高風險。
- Investment involves risks. Your investment return is calculated by the Company with reference to the performance of the underlying fund(s). The returns under the policy, subject to the charges of the plans, may be lower than those of the underlying funds.  
投資涉及風險，閣下的投資回報乃本公司根據相關基金的表現而釐定。由於計劃涉及費用，保單的回報或會低於相關基金的回報。
- Please do not rely on this material alone. You should read this in conjunction with the offering documents of the relevant plans and the prospectus of the underlying funds involved for details, including charges and risk factors.  
閣下不應單憑此文件而作出投保決定。閣下應連同相關計劃之銷售文件及相關基金之銷售說明書一併細閱，以了解包括收費及風險因素之詳情。

Published on 出版日：2024/02/15

Data as of 資料截至：2023/12/31

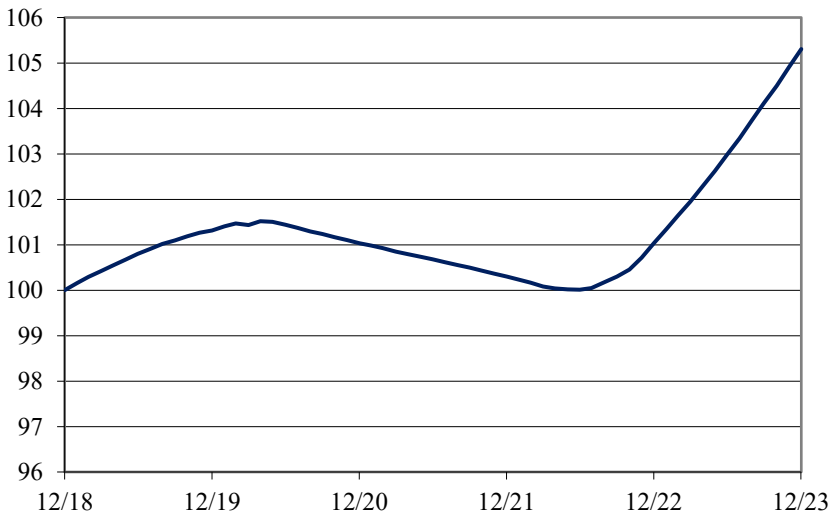
**YFLife**  
萬通保險

I) Information of Investment Choices - Underlying Funds managed by BNP PARIBAS ASSET MANAGEMENT Luxembourg / Franklin Templeton International Services S.à r.l. / JPMorgan Asset Management (Europe) S.à r.l.  
投資選擇資料 - 相關基金由BNP PARIBAS ASSET MANAGEMENT Luxembourg / Franklin Templeton International Services S.à r.l. / JPMorgan Asset Management (Europe) S.à r.l. 管理 (BP)

Code 編號	Investment Choice 投資選擇	Inception Date 成立日期	Unit Price (USD) 單位價格 (美元)		Performance of investment choices (Calendar Year %) Computed to NAV to NAV, with dividends reinvested 投資選擇表現 (年度表現%)以淨資產值計算，並將紅利再作投資						
			Bid 贖回價	Offer 發售價	Year to Date 本年至今 2023/12/31	2022	2021	2020	2019	2018	Since Inception 自成立以來
BPUD	US Dollar Cash Fund BP 美元貨幣基金 BP	2001/11/01	11.5581	12.1665	4.23	0.73	-0.72	-0.28	1.31	0.97	15.58
BPBO	Global Bond Fund BP 環球債券基金 BP	2001/11/01	11.7193	12.3362	1.22	-5.11	-5.62	-4.45	1.48	-3.86	17.19
BPEQ	Global Equity Fund BP 環球股票基金 BP	2001/11/01	20.5869	21.6705	11.44	-15.47	17.95	2.75	25.65	-6.87	105.87
BPEA	Equity Asia ex-Japan Fund BP 亞洲股票基金 BP	2011/06/20	12.0187	12.6513	-1.82	-21.87	-9.26	20.36	17.49	-13.44	20.19
BPEC	Equity China Fund BP 中國股票基金 BP	2011/06/20	10.8992	11.4729	-20.53	-27.62	-18.01	50.30	35.68	-17.96	8.99
BPEE	Equity Emerging Fund BP 新興市場股票基金 BP	2011/06/20	8.3832	8.8245	4.72	-21.77	-15.29	12.37	18.70	-17.79	-16.17
BPER	Energy Transition Fund BP 能源轉型基金 BP	2011/06/20	7.3790	7.7674	-21.34	-52.20	4.83	190.87	2.68	-23.77	-26.21

Cumulative Performance of the Investment Choices in Five Years 投資選擇的過去五年累積淨回報 (USD 美元)

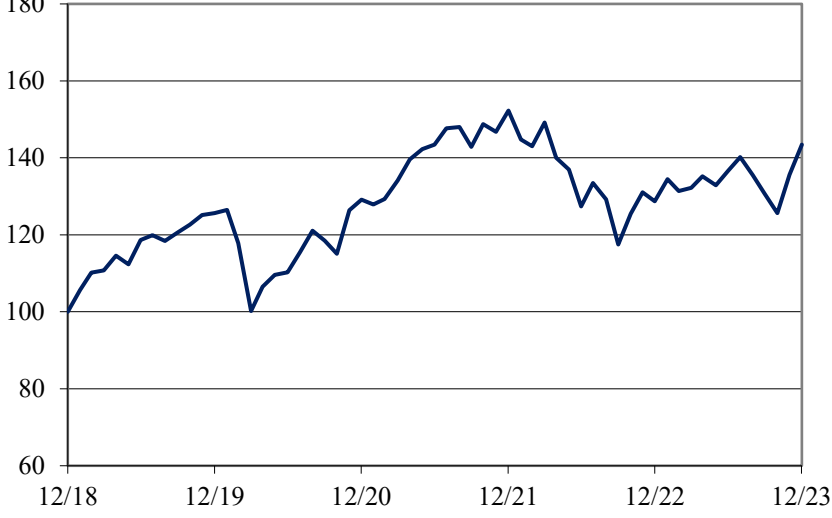
US Dollar Cash Fund BP  
美元貨幣基金 BP (BPUD)



Global Bond Fund BP  
環球債券基金 BP (BPBO)



Global Equity Fund BP  
環球股票基金 BP (BPEQ)



Equity Asia ex-Japan Fund BP  
亞洲股票基金 BP (BPEA)



Equity China Fund BP  
中國股票基金 BP (BPEC)



Equity Emerging Fund BP  
全球新興市場股票基金 BP (BP EE)



Energy Transition Fund BP  
能源轉型基金 BP (EPER)



Computed NAV to NAV, with dividends reinvested 以淨資產值計算，並將紅利再作投資  
Source 資料來源：YF Life Insurance International Ltd. 萬通保險國際有限公司

II) Information of Underlying Funds of the Investment Choices 投資選擇的相關基金資料 (BP)

Investment manager of the below underlying funds 下列相關基金的投資經理：  
BNP PARIBAS ASSET MANAGEMENT Luxembourg / Franklin Templeton International Services S.à r.l. / JPMorgan Asset Management (Europe) S.à r.l.

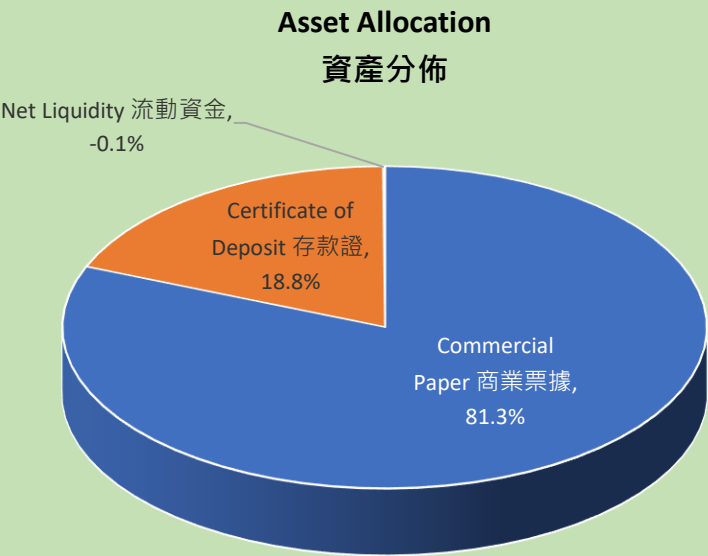
A. Investment choices invested in one SFC authorized fund 投資於一項證監會認可的基金的投資選擇

US Dollar Cash Fund BP 美元貨幣基金 BP (BPUD)

Underlying Fund Information 相關基金資料  
JPMorgan Funds - USD Money Market VNAV Fund  
摩根基金－美元浮動淨值貨幣基金

Inception Date 成立日期：  
2014/06/06

Fund Size 基金總值(Million 百萬)：  
USD 美元 \$569.6



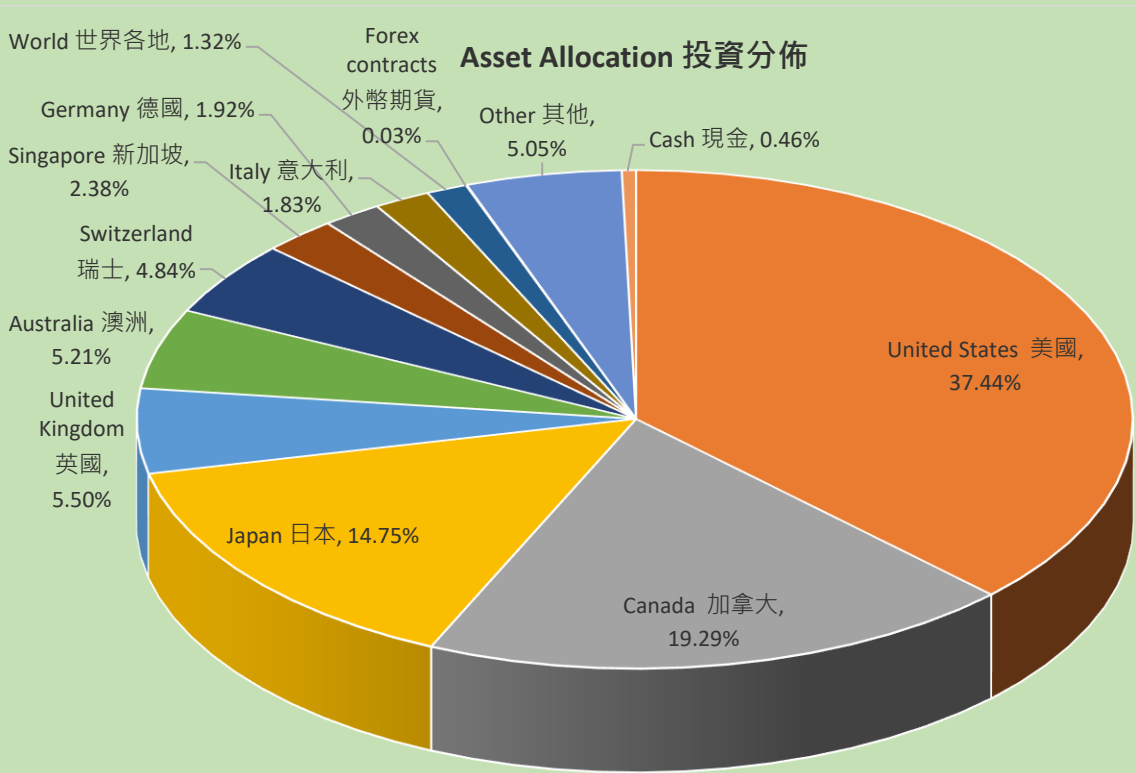
Global Equity Fund BP 環球股票基金 BP (BPEQ)

Underlying Fund Information 相關基金資料  
BNP Paribas Funds Sustainable Global Low Vol Equity  
法巴可持續全球低波動股票基金

Inception Date 成立日期：  
2008/11/24

Fund Size 基金總值(Million 百萬)：  
EUR 歐元 \$753

Top 10 Holdings 十大主要投資項目					
2.02%	CSL Ltd	Health Care	健康護理	Australia	澳洲
2.01%	Bank of Montreal	Financials	金融	Canada	加拿大
2.01%	Boston Scientific Corp	Health Care	健康護理	United States	美國
2.00%	Great West Lifeco Inc	Financials	金融	Canada	加拿大
2.00%	Relx Plc	Technology	科技	United Kingdom	英國
2.00%	Compass Group Plc	Industrials	工業	United Kingdom	英國
1.98%	Ilex Corp	Industrials	工業	United States	美國
1.97%	Sun Life Financial Inc	Financials	金融	Canada	加拿大
1.97%	Manulife Financial Corp	Financials	金融	Canada	加拿大
1.97%	TJX Inc	Consumer Discretionary	非必需消費品	United States	美國





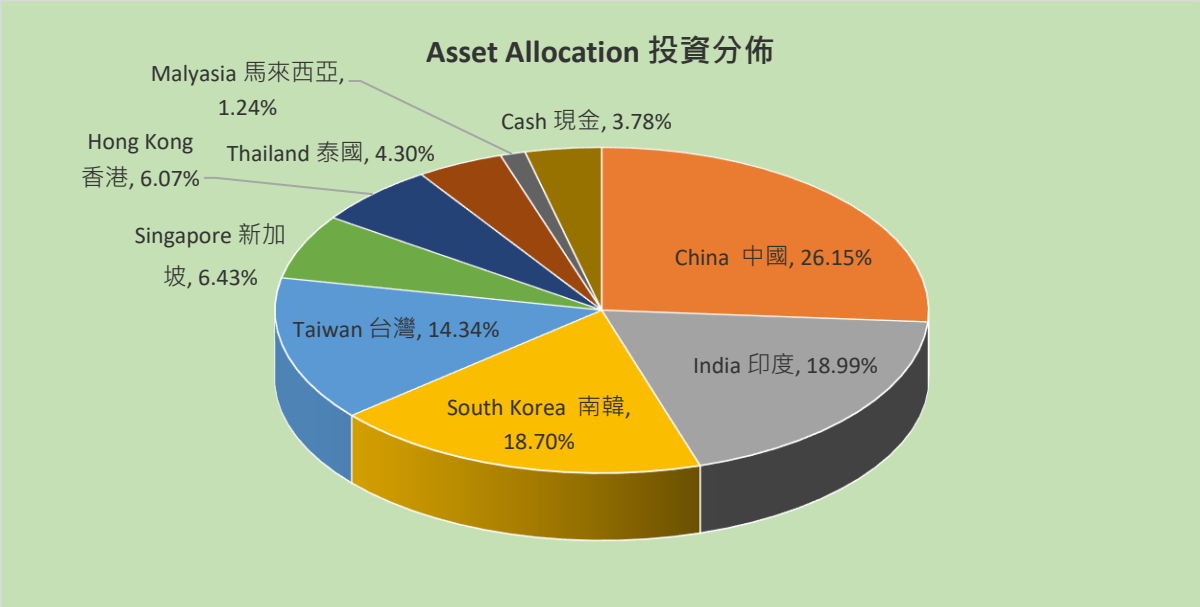
Equity Asia ex-Japan Fund BP 亞洲股票基金 BP(BPEA)

Underlying Fund Information 相關基金資料  
BNP Paribas Funds Sustainable Asia ex-Japan Equity  
法巴可持續亞洲（日本除外）股票基金

Inception Date 成立日期：  
1996/04/06

Fund Size 基金總值(Million 百萬)：  
USD 美元 \$283

Top 10 Holdings 十大主要投資項目					
9.97%	Taiwan Semiconductor Manufacturing Co Ltd	Technology	科技	Taiwan	台灣
9.91%	Samsung Electronics Ltd	Technology	科技	South Korea	南韓
6.40%	Tencent Holdings Ltd	Communications	通訊	China	中國
5.18%	DBS Group Holdings Ltd.	Financials	金融	Singapore	新加坡
4.58%	HDFC Bank Ltd	Financials	金融	India	印度
4.16%	Alia Group Ltd	Financials	金融	Hong Kong	香港
3.43%	SK Hynix Inc	Technology	科技	South Korea	南韓
3.18%	Reliance Industries Ltd	Energy	能源	India	印度
3.00%	Trip.com Group Ltd	Communications	通訊	China	中國
2.58%	Chailease Holding Ltd	Financials	金融	Taiwan	台灣



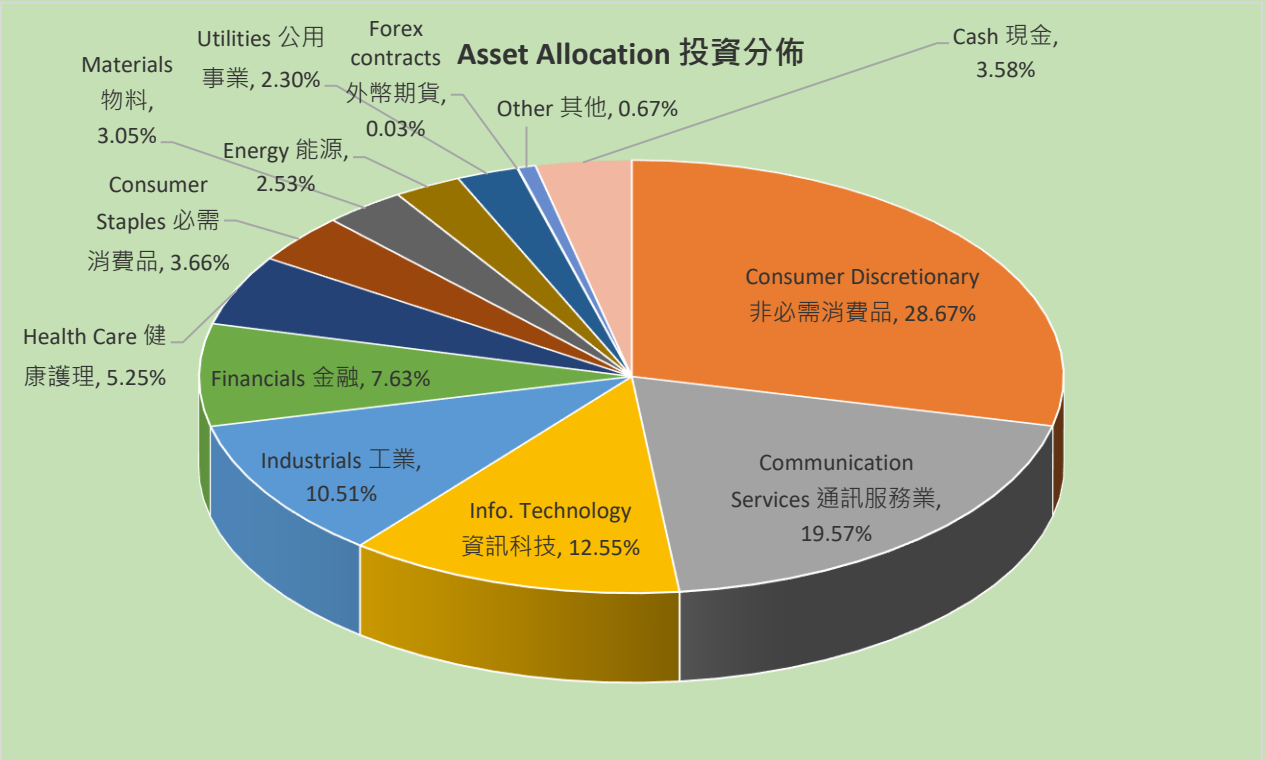
Equity China Fund BP 中國股票基金 BP(BPEC)

Underlying Fund Information 相關基金資料  
BNP Paribas Funds China Equity  
法巴中國股票基金

Inception Date 成立日期：  
2008/11/17

Fund Size 基金總值(Million 百萬)：  
USD 美元 \$837

Top 10 Holdings 十大主要投資項目			
9.93%	Tencent Holdings Ltd	Communications	通訊
8.99%	Alibaba Group Holding Ltd	Consumer Discretionary	非必需消費品
7.53%	NetEase Inc	Communications	通訊
3.55%	Baidu Class A Inc	Communications	通訊
2.99%	New Oriental Education & Technology	Consumer Discretionary	非必需消費品
2.74%	Yum China Holdings Inc	Consumer Discretionary	非必需消費品
2.60%	Shenzhen Mindray Bio-medical	Health Care	健康護理
2.48%	Kweichow Moutai Ltd A A	Consumer Staples	必需消費品
2.45%	China Petroleum & Chemical Corp H	Energy	能源
2.37%	China Merchants Bank Ltd H H	Financials	金融



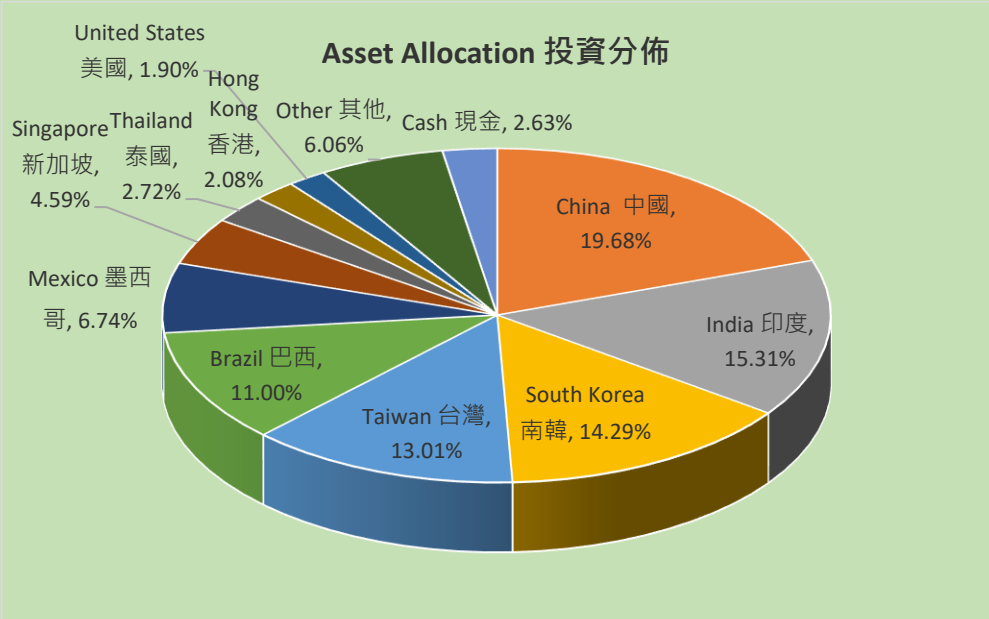
Equity Emerging Fund BP 新興市場股票基金 BP (BPEE)

Underlying Fund Information 相關基金資料  
BNP Paribas Funds Emerging Equity  
法巴新興市場股票基金

Inception Date 成立日期：  
2008/11/17

Fund Size 基金總值(Million 百萬)：  
USD 美元 \$182

Top 10 Holdings 十大主要投資項目					
9.95%	Taiwan Semiconductor Manufacturing Co Ltd	Technology	科技	Taiwan	台灣
7.75%	Samsung Electronics Ltd	Technology	科技	South Korea	南韓
5.33%	Tencent Holdings Ltd	Communications	通訊	China	中國
4.45%	HDFC Bank Ltd	Financials	金融	India	印度
3.42%	DBS Group Holdings Ltd	Financials	金融	Singapore	新加坡
3.09%	SK Hynix Inc	Technology	科技	South Korea	南韓
3.04%	GPO Finance Banorte	Financials	金融	Mexico	墨西哥
2.63%	Reliance Industries Ltd	Energy	能源	India	印度
2.45%	Fomento Economico Mexicano Sab De CV	Consumer Staples	必需消費品	Mexico	墨西哥
2.38%	Mercadolibre Inc	Consumer Discretionary	非必需消費品	Brazil	巴西



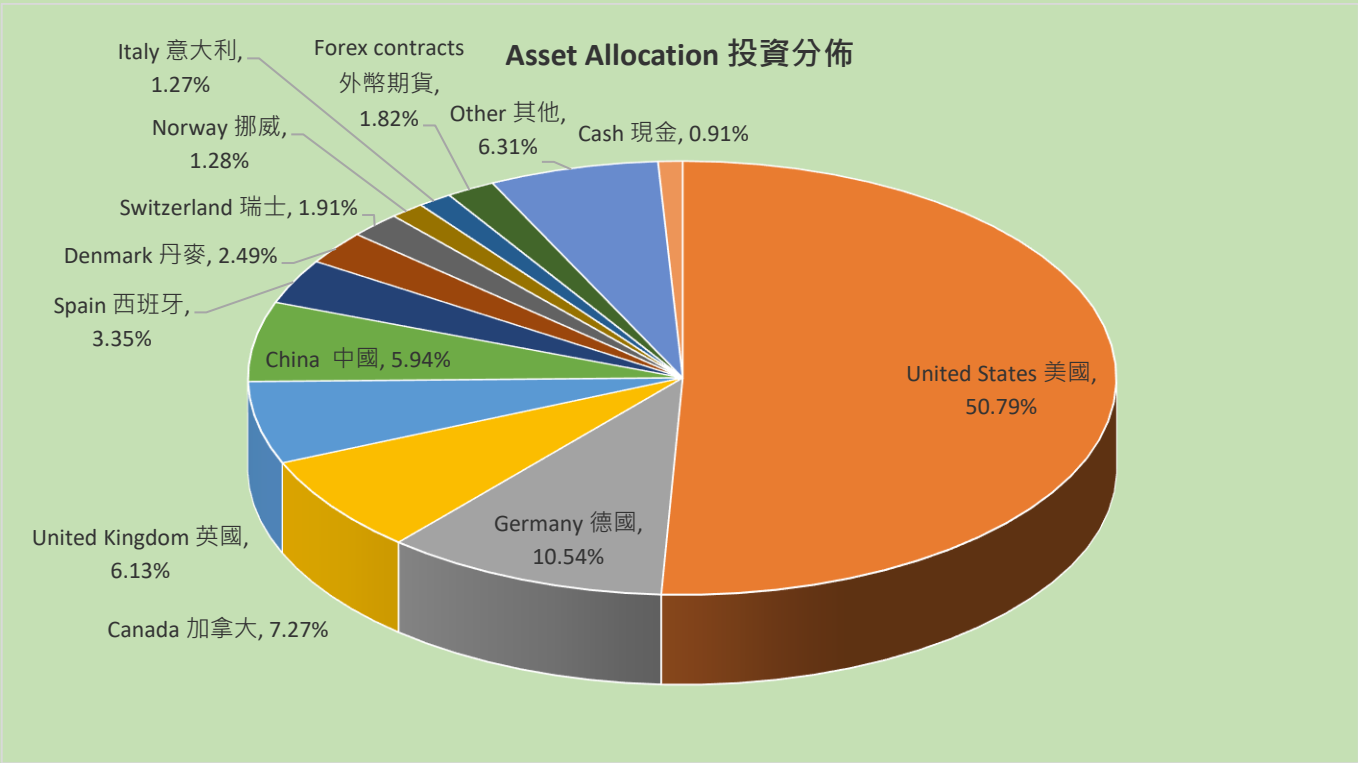
Energy Transition Fund BP 能源轉型基金 BP (BPER)

Underlying Fund Information 相關基金資料  
BNP Paribas Funds Energy Transition  
法巴能源轉型基金

Inception Date 成立日期：  
2008/11/17

Fund Size 基金總值(Million 百萬)：  
EUR 歐元 \$1,446

Top 10 Holdings 十大主要投資項目					
9.92%	Sunnova Energy International Inc	Energy	能源	United States	美國
6.56%	Sunrun Inc	Energy	能源	United States	美國
5.37%	Array Technologies Inc	Energy	能源	Canada	加拿大
5.29%	Thyssenkrupp Nucera AG	Energy	能源	Germany	德國
5.02%	Fluence Energy Inc Class A A	Energy	能源	United States	美國
4.80%	Renew Energy Global Plc Class A	Utilities	公用事業	United Kingdom	英國
4.70%	Albemarle Corp	Materials	物料	United States	美國
4.32%	Siemens Energy N AG	Industrials	工業	Germany	德國
3.60%	Bloom Energy Class A Corp A	Industrials	工業	United States	美國
3.45%	Shoals Technologies Group LLC A	Energy	能源	United States	美國



Source 資料來源：BNP PARIBAS ASSET MANAGEMENT Luxembourg / Franklin Templeton International Services S.à r.l. / JPMorgan Asset Management (Europe) S.à r.l.

Notes 註：

- i. The investment choices will abide by the general investment and borrowing restrictions in accordance with the corresponding underlying funds.  
投資選擇的投資及借貸限制均依從其相關基金。
- ii. For Hong Kong Dollar policies, all premium, benefits and unit prices of the investment choices are quoted in Hong Kong dollars. Whilst the unit prices of the underlying funds are denominated in US dollars, therefore Hong Kong Dollar policies may be subject to potential gain or loss due to exchange-rate fluctuations.  
港元保單的所有保費、支付款項及投資選擇的單位價格均以港元為貨幣單位，而相關基金的單位價格則以美元為貨幣單位，因此，港元保單會因匯率波動而可能出現收益或虧損。
- iii. For details of the investment choices, please refer to the "FLEX-Series" Investment Choice Brochure and the prospectuses of the respective underlying funds.  
欲知個別投資選擇的詳情，請參閱「招財進保/新一代系列」投資選擇冊子及相關基金的銷售說明書。

**Investment involves risks, including market price of investment choices and exchange rate fluctuations. The unit price of investment choices may go down as well as up. Past performance is not indicative of future performance. This report should be read in conjunction with the offering documents of the "FLEX-Series" plans.**

**投資涉及風險，包括投資的市場價格及匯率的波動。投資單位價格及其收益可升可跌。投資的過去表現，並不一定反映或保證其將來的表現。參閱本投資表現報告時，敬請連同「招財進保/新一代系列」計劃的銷售文件一併細閱。**

III) In formation of Investment Choices - Underlying Funds managed by MSIM Fund Management (Ireland) Limited / Invesco Management S.A.  
投資選擇資料 — 相關基金由MSIM Fund Management (Ireland) Limited / Invesco Management S.A.管理 (MS)

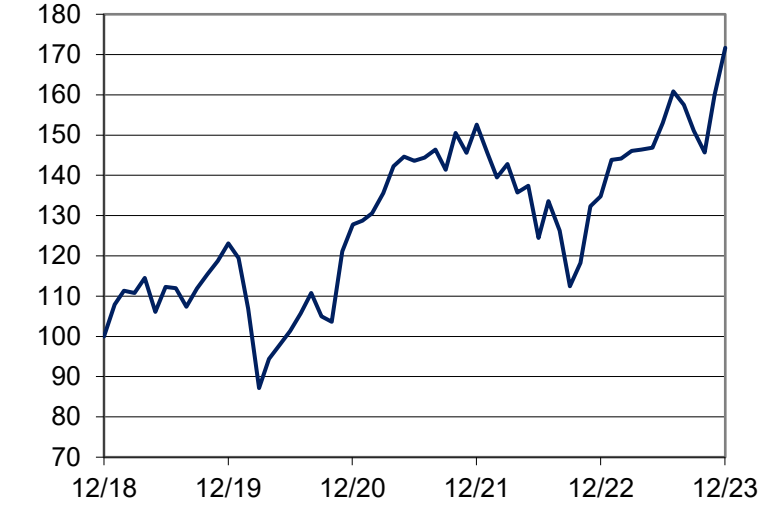
Code 編號	Investment Choice 投資選擇	Inception Date 成立日期	Unit Price (USD) 單位價格 (美元)		Performance of investment choices (Calendar Year %) Computed to NAV to NAV, with dividends reinvested 投資選擇表現 (年度表現%)以淨資產值計算，並將紅利再作投資						
			Bid 贖回價	Offer 發售價	Year to Date 本年至今 2023/12/31	2022	2021	2020	2019	2018	Since Inception 自成立以來
MSBO	Global Bond Fund MS 環球債券基金 MS	2002/10/08	16.2011	17.0538	4.73	-17.63	-6.14	9.28	7.58	-3.67	62.01
MSEQ	Global Equity Fund MS 環球股票基金 MS	2002/10/08	39.1243	41.1835	27.40	-11.69	19.39	3.85	23.07	-15.15	291.24

Cumulative Performance of the Investment Choices in Five Years 投資選擇的過去五年累積淨回報 (USD 美元)

Global Bond Fund MS  
環球債券基金 MS (MSBO)



Global Equity Fund MS  
環球股票基金 MS (MSEQ)



Computed NAV to NAV, with dividends reinvested 以淨資產值計算，並將紅利再作投資  
Source 資料來源：YF Life Insurance International Ltd. 萬通保險國際有限公司



IV) Information of Underlying Funds of the Investment Choices 投資選擇的相關基金資料 (MS)

Investment manager of the below underlying funds 下列相關基金的投資經理：  
MSIM Fund Management (Ireland) Limited / Invesco Management S.A.

A. Investment choices invested in one SFC authorized fund 投資於一項證監會認可的基金的投資選擇

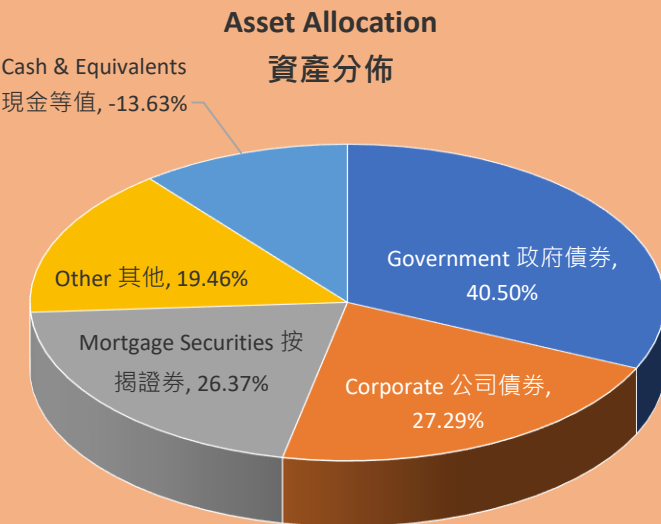
Global Bond Fund MS 環球債券基金 MS (MSBO)

Underlying Fund Information 相關基金資料  
Morgan Stanley Investment Funds Global Bond Fund  
Morgan Stanley Investment Funds 環球債券基金

Inception Date 成立日期：  
1989/11

Fund Size 基金總值(Million 百萬)：  
USD 美元 \$908.86

Top 10 Holdings 十大主要投資項目			
		%	Maturity Date 到期日
Government of United Kingdom	英國政府債券	3.13	10/2025
UMBS: TBA 5.000	抵押貸款支持證券 TBA 5.000	1.97	01/2054
Spain Government Bond	西班牙政府債券	1.89	10/2033
Republic of Italy	意大利共和國債券	1.87	10/2027
Government of Japan	日本政府債券	1.79	06/2041
Fannie Mae	房利美	1.33	08/2052
UMBS: TBA 5.500	抵押貸款支持證券 TBA 5.500	1.31	01/2054
United States Treasury: 1.875	美國國庫債券 1.875	1.31	02/2032
UMBS: TBA 3.000	抵押貸款支持證券 TBA 3.000	1.26	01/2054
United States Treasury: 0.625	美國國庫債券 0.625	1.19	08/2030



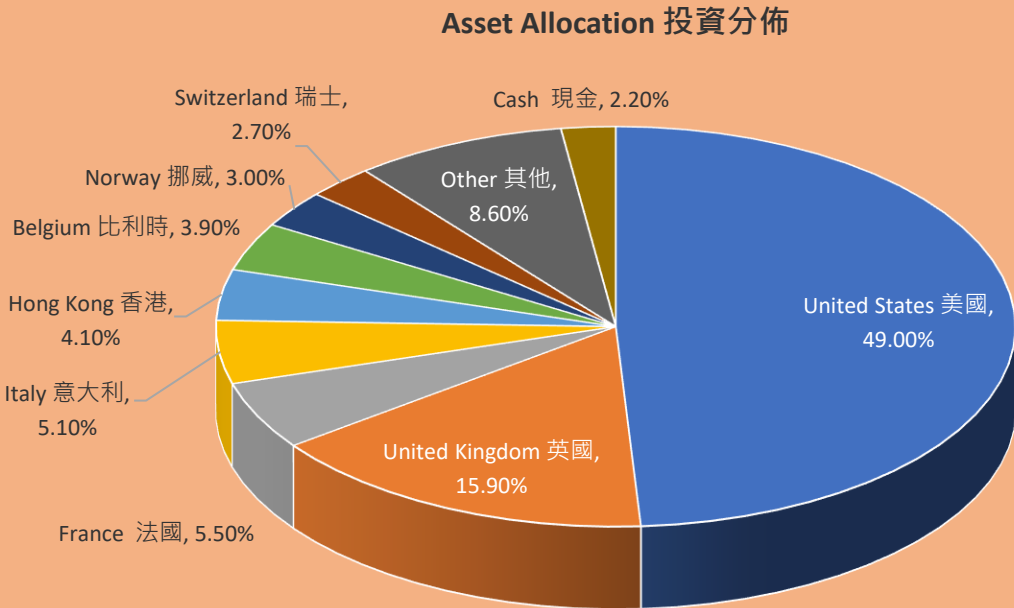
Global Equity Fund MS 環球股票基金 MS (MSEQ)

Underlying Fund Information 相關基金資料  
Invesco Funds – Invesco Global Equity Income Fund  
景順盧森堡基金系列 – 景順環球股票收益基金

Inception Date 成立日期：  
2011/10

Fund Size 基金總值(Million 百萬)：  
USD 美元 \$678.23

Top 10 Holdings 十大主要投資項目					
5.5%	3i	Financials	金融	United Kingdom	英國
4.2%	Union Pacific	Industrials	工業	United States	美國
4.1%	American Tower 'C'	Real Estate	房地產	United States	美國
4.1%	Broadcom	Information Technology	資訊科技	United States	美國
4.0%	Microsoft	Information Technology	資訊科技	United States	美國
4.0%	UnitedHealth	Health Care	健康護理	United States	美國
3.9%	Texas Instruments	Information Technology	資訊科技	United States	美國
3.9%	Azelis	Materials	物料	Belgium	比利時
3.2%	Verallia	Materials	物料	France	法國
3.2%	AIA Group Ltd	Financials	金融	Hong Kong	香港



Source 資料來源：MSIM Fund Management (Ireland) Limited / Invesco Management S.A.

Notes 註：

- i. The investment choices will abide by the general investment and borrowing restrictions in accordance with the corresponding underlying funds.  
投資選擇的投資及借貸限制均依從其相關基金。
- ii. For Hong Kong Dollar policies, all premium, benefits and unit prices of the investment choices are quoted in Hong Kong dollars. Whilst the unit prices of the underlying funds are denominated in US dollars, therefore Hong Kong Dollar policies may be subject to potential gain or loss due to exchange-rate fluctuations.  
港元保單的所有保費、支付款項及投資選擇的單位價格均以港元為貨幣單位，而相關基金的單位價格則以美元為貨幣單位，因此，港元保單會因匯率波動而可能出現收益或虧損。
- iii. For details of the investment choices, please refer to the "FLEXI-Series" Investment Choice Brochure and the prospectuses of the respective underlying funds.  
欲知個別投資選擇的詳情，請參閱「招財進保/新一代系列」投資選擇冊子及相關基金的銷售說明書。

**Investment involves risks, including market price of investment units and exchange rate fluctuations. The price of investment units may go down as well as up. Past performance is not indicative of future performance. This report should be read in conjunction with the offering documents of the "FLEXI-Series" plans.**  
投資涉及風險，包括投資的市場價格及匯率的波動。投資單位價格及其收益可升可跌。投資的過去表現，並不一定反映或保證其將來的表現。參閱本投資表現報告時，敬請連同「招財進保/新一代系列」計劃的銷售文件一併細閱。

**This Investment Performance Report is issued by YF Life Insurance International Ltd.**  
本投資表現報告由萬通保險國際有限公司刊發。

**Hong Kong Head Office 香港總公司**  
27/F, YF Life Tower, 33 Lockhart Road, Wanchai, Hong Kong  
香港灣仔駱克道 33 號萬通保險大廈 27 樓  
Customer Service Hotline 客戶服務熱線 : (852) 2533 5555

**www.yflife.com**

**Macau Branch Office 澳門分公司**  
Avenida Doutor Mario Soares No. 320, Finance and IT Center of Macau, 8 Andar A, Macau  
澳門蘇亞利斯博士大馬路320號澳門財富中心8樓A座  
Customer Service Hotline 客戶服務熱線：(853) 2832 2622