

YF Life YFLink

Macau Pension & CPF
Services Platform

萬通保險 YFLink

澳門退休金及央積金
服務平台

Client Installation Guide & User Manual
安裝指南及用戶手冊

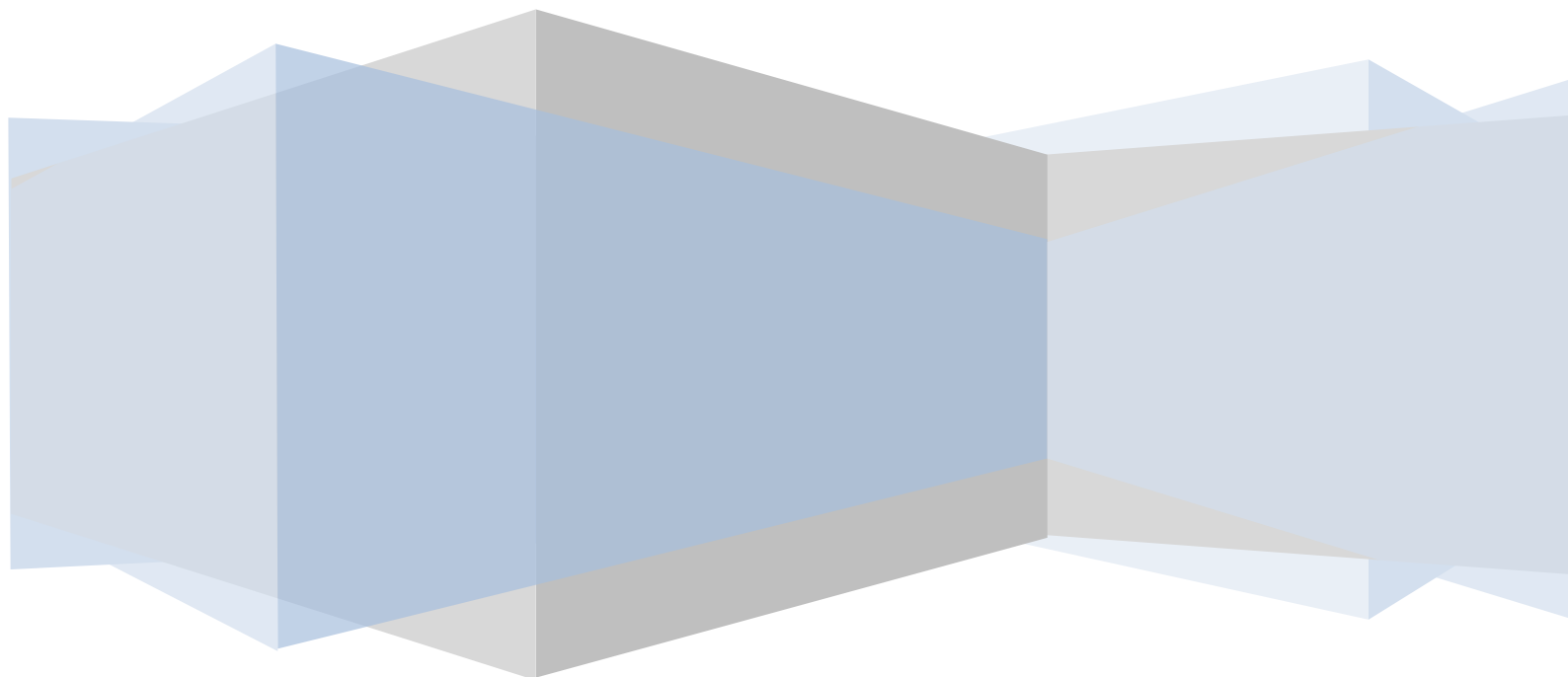


Table of Contents 目錄

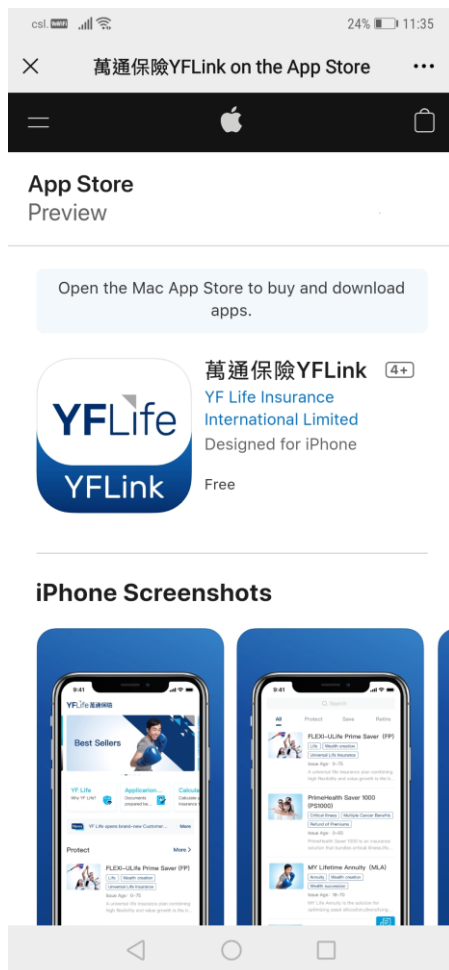
1) INSTALLATION 安裝	2
1.1 DOWNLOAD YF LIFE YFLINK 下載萬通保險 YFLINK	2
1.2 LOGIN/REGISTER 登入/註冊.....	3
1.3 SECURITY CONTROL 保安指引.....	7
2) FUNCTIONS 功能	9
2.1. FUNCTION PLATFORM 功能平台.....	9
2.1.1 ACCOUNT DETAILS 戶口概覽.....	9
2.1.2 INVESTMENT INSTRUCTIONS 投資指示.....	12
2.1.3 MY DOCUMENTS 我的文件.....	13
2.1.4 CHANGE OF PERSONAL INFORMATION 更改個人資料.....	14
2.1.5 FUND PRICE ALERT 到價提示.....	15
2.1.6 CONSTITUENT FUND INFO 成分基金資料.....	16
2.1.7 NOTIFICATION 通知.....	17
2.1.8 CONTACT US 聯絡我們.....	18

1) INSTALLATION 安裝

1.1 Download YF Life YFLink 下載萬通YFLink

To install the Mobile Apps of the YF Life YFLink, it is required to install “YF Life YFLink” via PlayStore / AppStore

安裝萬通保險 YFLink 的行動應用程式，需要通過 PlayStore / AppStore 安裝“萬通保險 YFLink”



1.2 Login/Register 登入/註冊

Scheme member is required to register to the YFLink for account login 計劃成員需要註冊 YFLink 方可登入帳戶



Mobile Login 電話登入

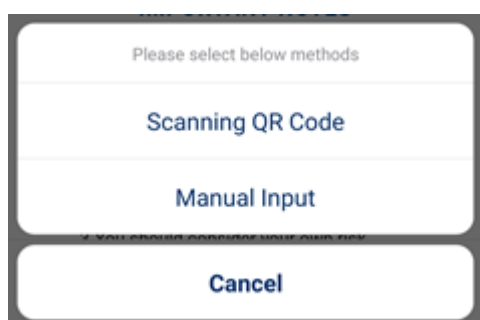


Select the “Macau Pension / CPF” to link with the active Macau Pension / CPF account(s). If the scheme member has also Individual Insurance account or Employee Benefits account or MPF account under YF Life, those account(s) can also be linked to the YF Life YFLink. 選擇「澳門退休金 / 央積金」以連接所有有效之澳門退休金 / 央積金帳戶。如計劃成員同時擁有萬通保險的個人保險帳戶或僱員福利帳戶或強積金帳戶，這些帳戶亦可以連接到萬通保險 YFLink。



Scheme member can link the Macau Pension / CPF account(s) by the following ways 計劃成員可以通過以下方式連接所有澳門退休金 / 央積金帳戶

- QR Code 二維條碼
- Manual Input 手動輸入



By QR Code 選用二維條碼:

The QR Code is available in Enquiry System 查詢系統提供相關二維條碼

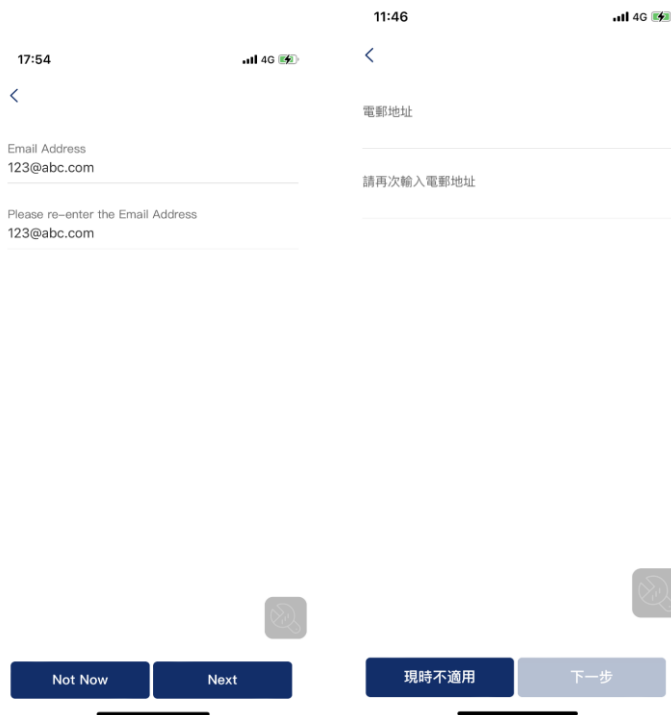


By Manual Input 選用手動輸入:

Input the required information for verification 輸入註冊所需的資料以驗證

The image shows a mobile app screenshot of the '連結公司紀錄' (Link Company Record) form. The form is titled '連結公司紀錄' and contains three input fields: '成員姓名 (英文)' (Member Name in English), '出生日期' (Date of Birth), and '帳戶持有人身份證明文件編號' (Account Holder's Identification Document Number). Below the input fields, there is a '連結' (Link) button and a '注意事項' (Notes) section. The notes include instructions on how to input the identification document number, such as '香港身份證: A123456 (X) 應輸入為A123456X' and '中國身份證: 11010119000101321X應輸入為11010119000101321X'. The form also includes a QR code icon in the bottom right corner.The image shows a mobile app screenshot of the '连接公司记录' (Connect Company Record) form. The form is titled '连接公司记录' and contains three input fields: '成员姓名 (英文)' (Member Name in English), '出生日期' (Date of Birth), and '帐户持有人身份证明文件编号' (Account Holder's Identification Document Number). Below the input fields, there is a '连接' (Connect) button and a '注意事项' (Notes) section. The notes include instructions on how to input the identification document number, such as '香港身份证: A123456(X) 应输入为A123456X' and '中国身份证: 11010119000101321X应输入为11010119000101321X'. The form also includes a QR code icon in the bottom right corner.

- Select to enter an email address 選擇輸入電子郵件地址



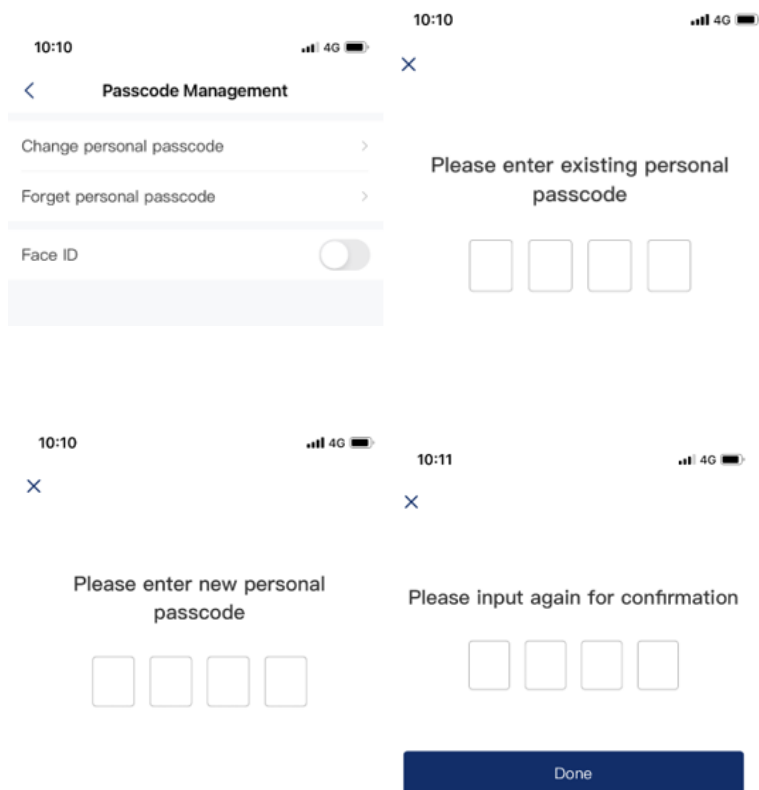
- Verification & Registration completed 驗證及註冊完成



1.3 Security Control 保安指引

Before using the YF Life YFLink (Macau Pension / CPF Services Platform), the scheme member is required to setup a personal password (4 digits) for account login 使用萬通保險 YFLink (澳門退休金 / 央積金服務平台) 之前，計劃成員需要為帳戶登錄設置個人密碼 (4 位數字)

- For account security purposes, scheme member will be asked to login again by using a One-Time Password every 30 days. 出於帳戶保安考慮，計劃成員將會每 30 天被要求以一次性密碼再次登入。
- Password Management 管理密碼
 - Change Personal Password 更改個人密碼
 - Forget Personal Password 忘記個人密碼





2) FUNCTIONS 功能

2.1 Function Platform 功能平台

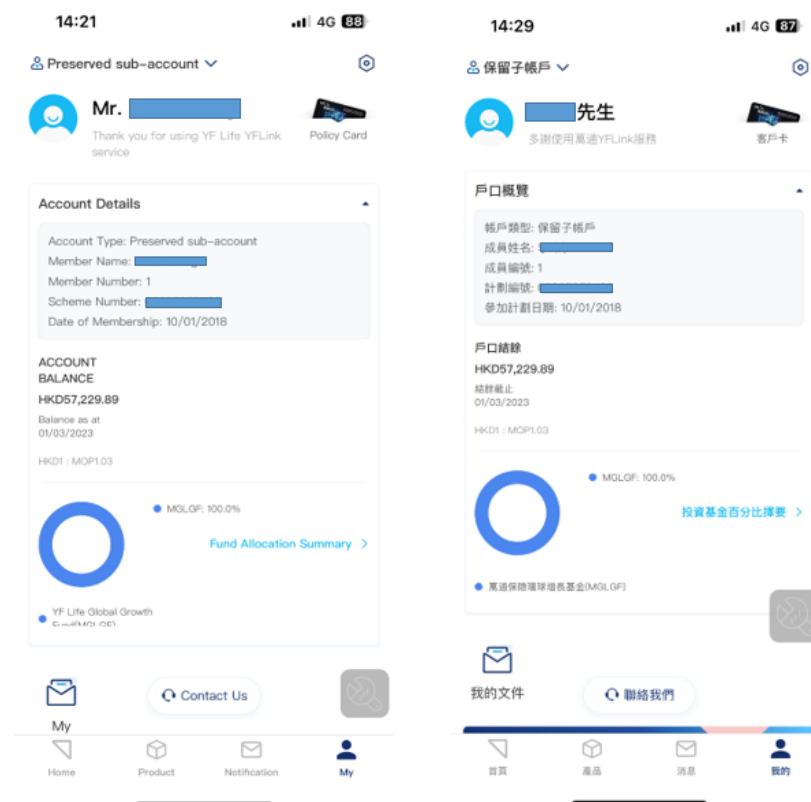
Total 8 services can be selected in the platform for scheme member to manage his/her Macau Pension / CPF accounts 主平台中共顯示 8 個服務供計劃成員管理澳門退休金 / 央積金帳戶：

- Macau Pension / CPF Account 澳門退休金 / 央積金帳號
- Investment Instructions 投資指示
- MY Documents 我的文件
- Change of Personal Information 更改個人資料
- Fund Price Alert 到價提示
- Constituent Fund Info 成分基金資料
- Notification 通知
- Contact us 聯絡我們

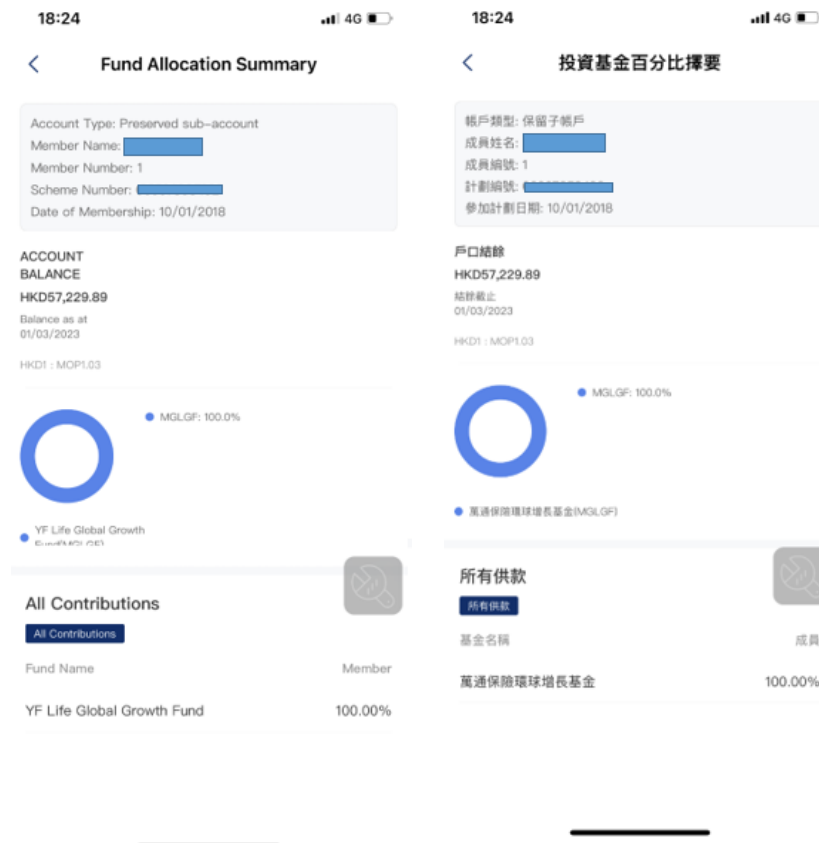
2.1.1 Macau Pension / CPF Account 澳門退休金 / 央積金帳號

The scheme member can view the following information upon successful login: 計劃成員於登入成功後可查看以下資料:

(a) Account Details 戶口概覽



(b) Fund Allocation Summary 投資基金百分比擇要



(c) e-Card for Macau Pension / CPF Account 澳門退休金 / 央積金電子客戶卡


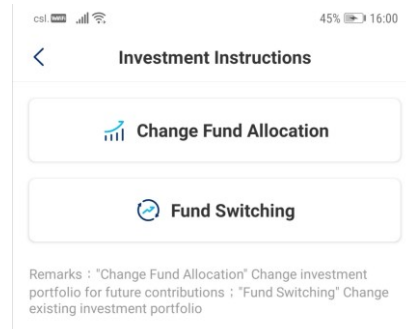

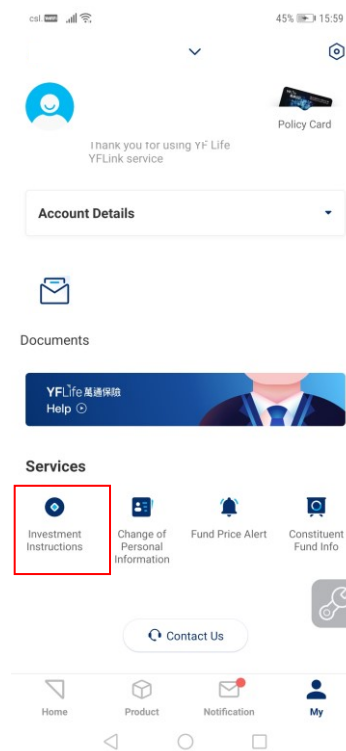


(d) Linked account(s) under YF Life 萬通保險關聯帳戶

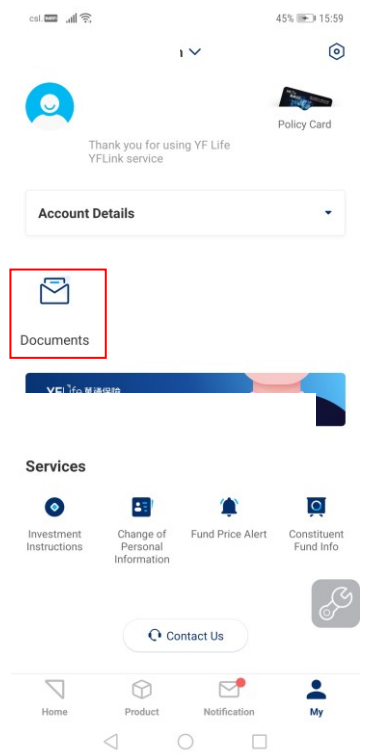
- Scheme member can switch between linked accounts under YF Life 計劃成員可在萬通保險關聯帳戶下互相轉換



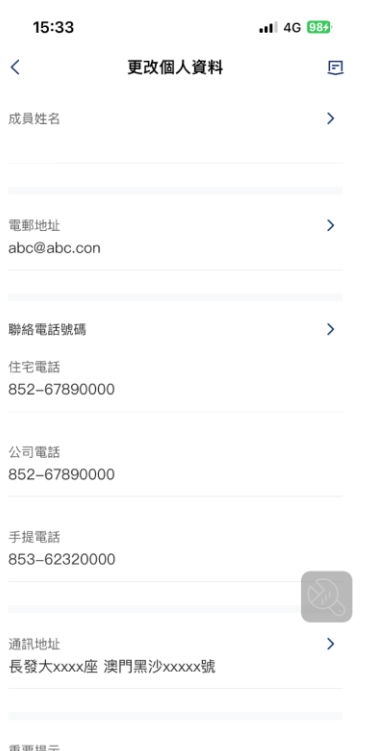
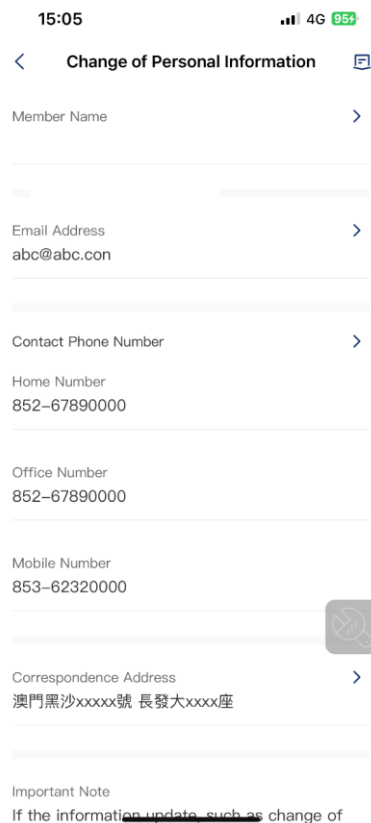
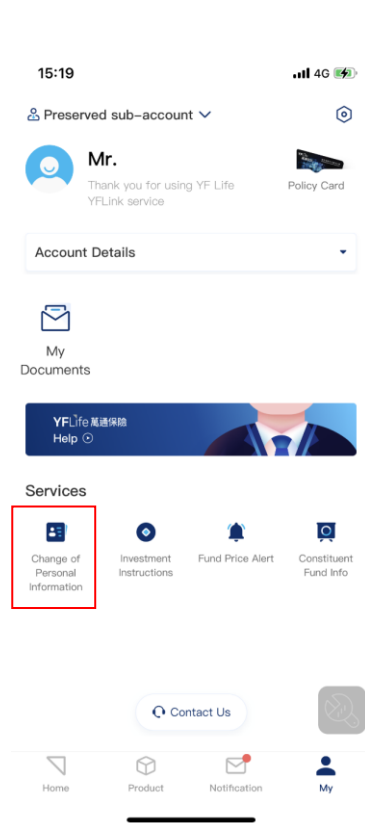
2.1.2 Investment Instructions 投資指示



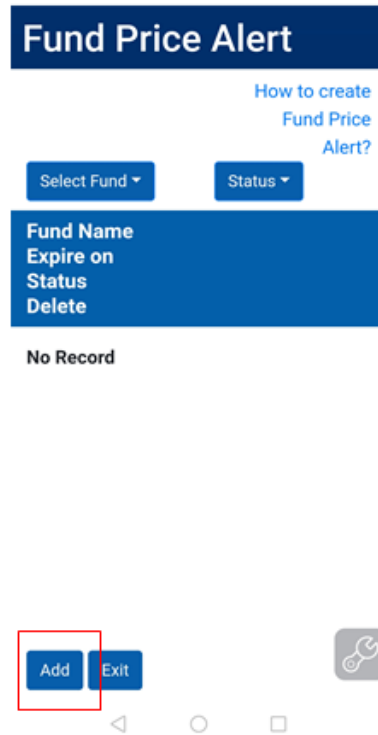
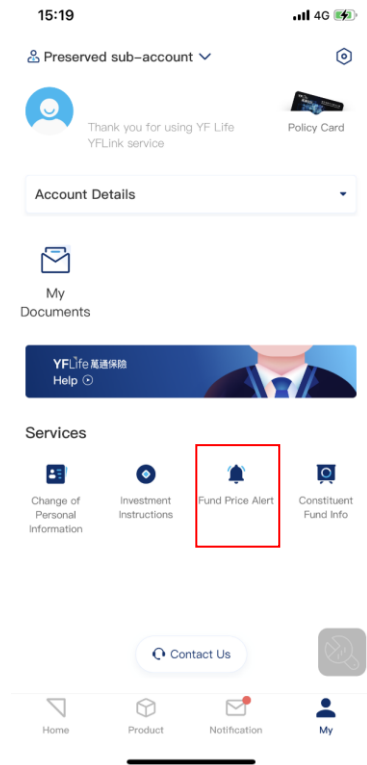
2.1.3 MY Documents 我的文件




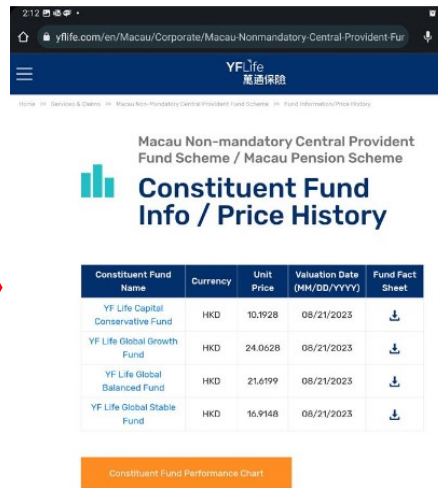

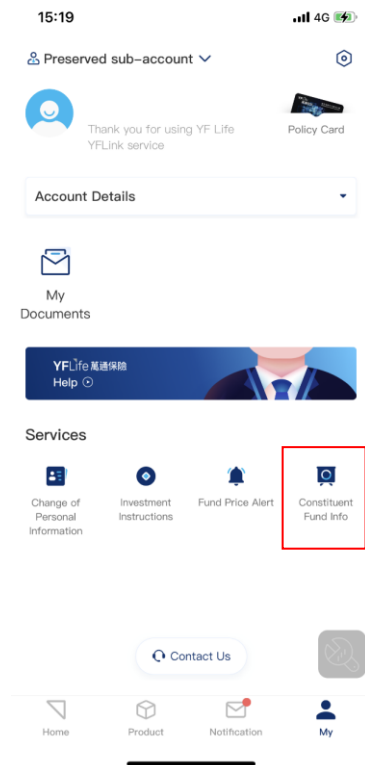
2.1.4 Change of Personal Information 更改個人資料



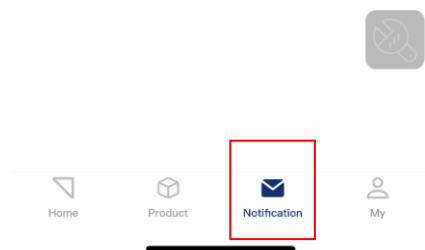
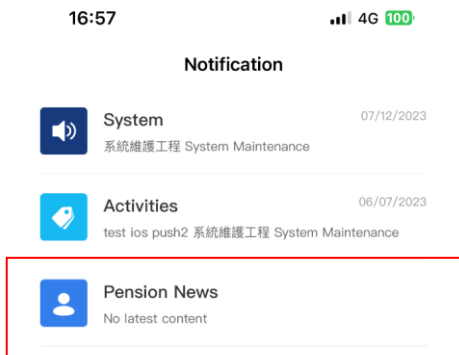
2.1.5 Fund Price Alert 到價提示



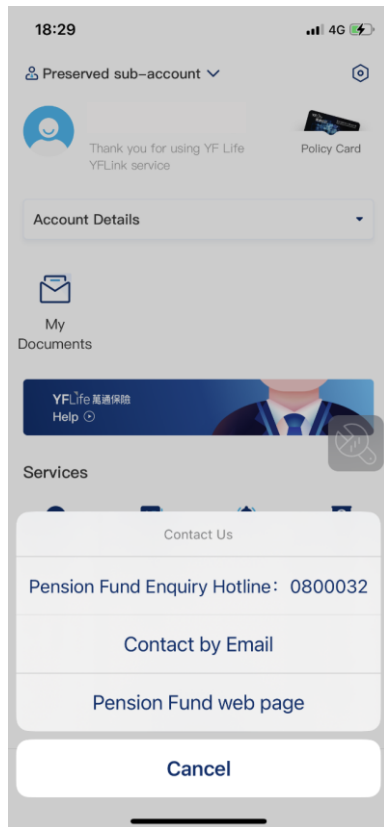
2.1.6 Constituent Fund Info 成分基金資料



2.1.7 Notification 通知



2.1.8 Contact us 聯絡我們



--- End ---

--- 完 ---